



US00D430255S

United States Patent [19]

[11] Patent Number: Des. 430,255

Yates et al.

[45] Date of Patent: ** Aug. 29, 2000

[54] DECORATIVE BARRIER PANEL FOR A PLAYGROUND

Primary Examiner—Michael Siegel
Attorney, Agent, or Firm—Welsh & Katz, Ltd.

[75] Inventors: Michael Yates, Fort Payne; Brandon McBride, Langton, both of Ala.

[57] CLAIM

The ornamental design for a decorative barrier panel for a playground, as shown and described.

[73] Assignee: Playcore, Inc., Janesville, Wis.

DESCRIPTION

[**] Term: 14 Years

FIG. 1 is a perspective view of the decorative barrier panel for a playground.

[21] Appl. No.: 29/115,494

FIG. 2 is a front view of the decorative barrier panel for a playground of FIG. 1.

[22] Filed: Dec. 15, 1999

FIG. 3 is a rear view of the decorative barrier panel for a playground of FIG. 1.

[51] LOC (7) Cl. 21-03

[52] U.S. Cl. D21/814

[58] Field of Search D21/811, 814, D21/818, 821, 823, 826, 827; 472/35, 36

FIG. 4 is a right side view of the decorative barrier panel for a playground of FIG. 1, the opposite side being a mirror image thereto.

[56] References Cited

U.S. PATENT DOCUMENTS

D. 353,867	12/1994	Houry et al.	D21/814
D. 354,108	1/1995	Houry et al.	D21/814
D. 358,441	5/1995	Houry et al.	D21/814
D. 420,086	2/2000	Ratliff et al.	D21/814

FIG. 5 is a top view of the decorative barrier panel for a playground of FIG. 1; and,

FIG. 6 is a bottom view of the decorative barrier panel for a playground of FIG. 1.

The broken line showing is for illustrative purposes only and forms no part of the claimed design.

1 Claim, 2 Drawing Sheets

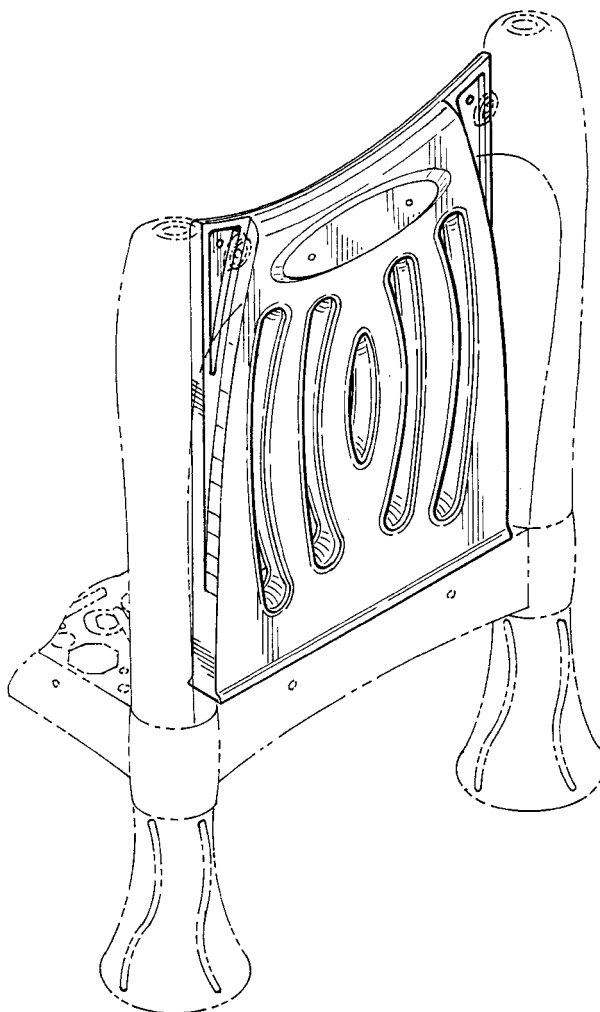


FIG. 1

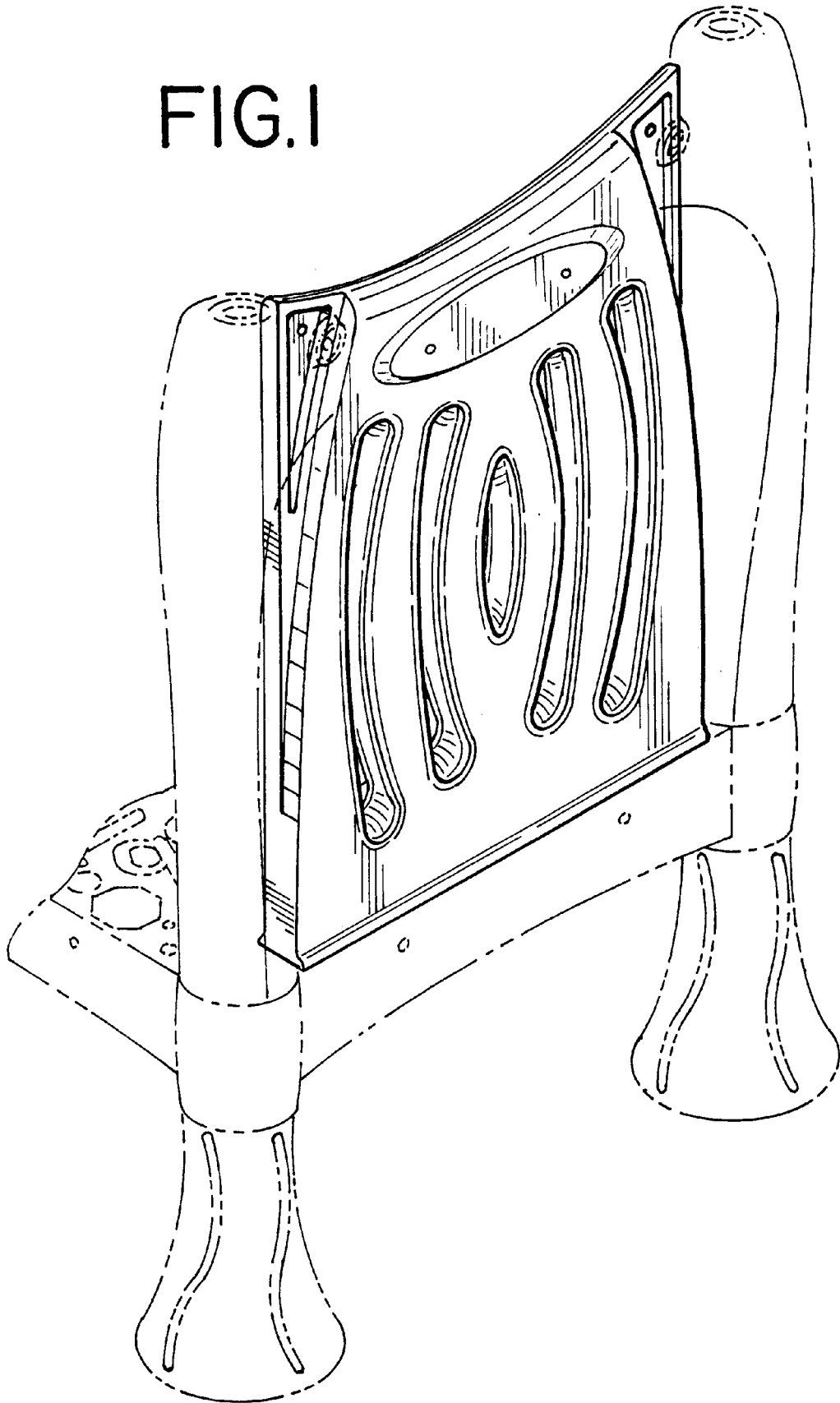


FIG.4




FIG.3

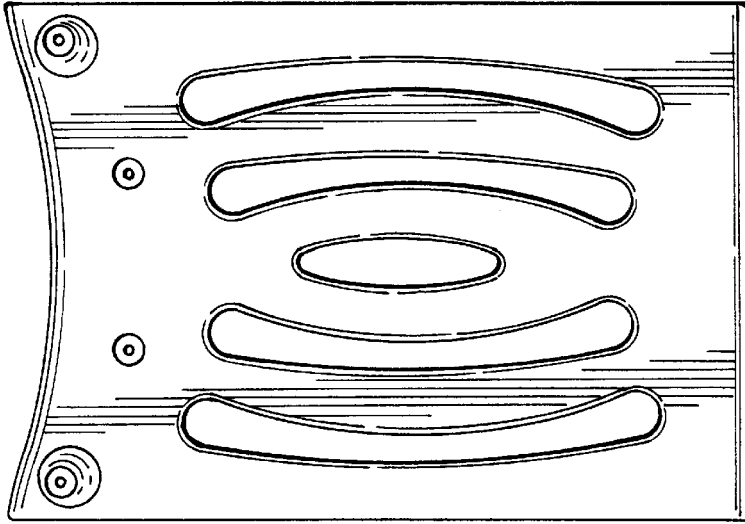


FIG.2

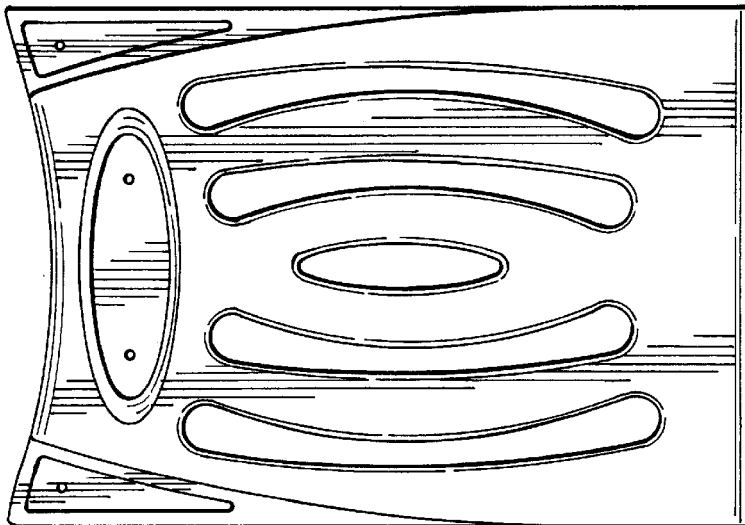


FIG.6



FIG.5

