



US00D435622S

United States Patent [19]

[11] Patent Number: Des. 435,622

Yates et al.

[45] Date of Patent: ** Dec. 26, 2000

[54] **PLAYGROUND DECK**

D. 397,397	8/1998	Strawcutter et al.	D21/811
D. 418,894	1/2000	Kuo	D21/811
D. 423,625	4/2000	Sutton et al.	D21/826

[75] Inventors: **Michael Yates**, Fort Payne; **Brandon McBride**, Langton, both of Ala.

Primary Examiner—Mitchell Siegel
Attorney, Agent, or Firm—Welsh & Katz, Ltd.

[73] Assignee: **Playcore, Inc.**, Janesville, Wis.

[**] Term: **14 Years**

[57] CLAIM

[21] Appl. No.: **29/115,491**

The ornamental design for a playground deck, as shown and described.

[22] Filed: **Dec. 15, 1999**

DESCRIPTION

[51] **LOC (7) Cl.** **21-03**

FIG. 1 is a perspective view of the playground deck.
 FIG. 2 is a right side view of the playground deck of FIG. 1, the opposite side being a mirror image thereof.
 FIG. 3 is a front view of the playground deck of FIG. 1.
 FIG. 4 is a rear view of the playground deck of FIG. 1.
 FIG. 5 is a top view of the playground deck of FIG. 1; and
 FIG. 6 is a bottom view of the playground deck of FIG. 1.

[52] **U.S. Cl.** **D21/814**

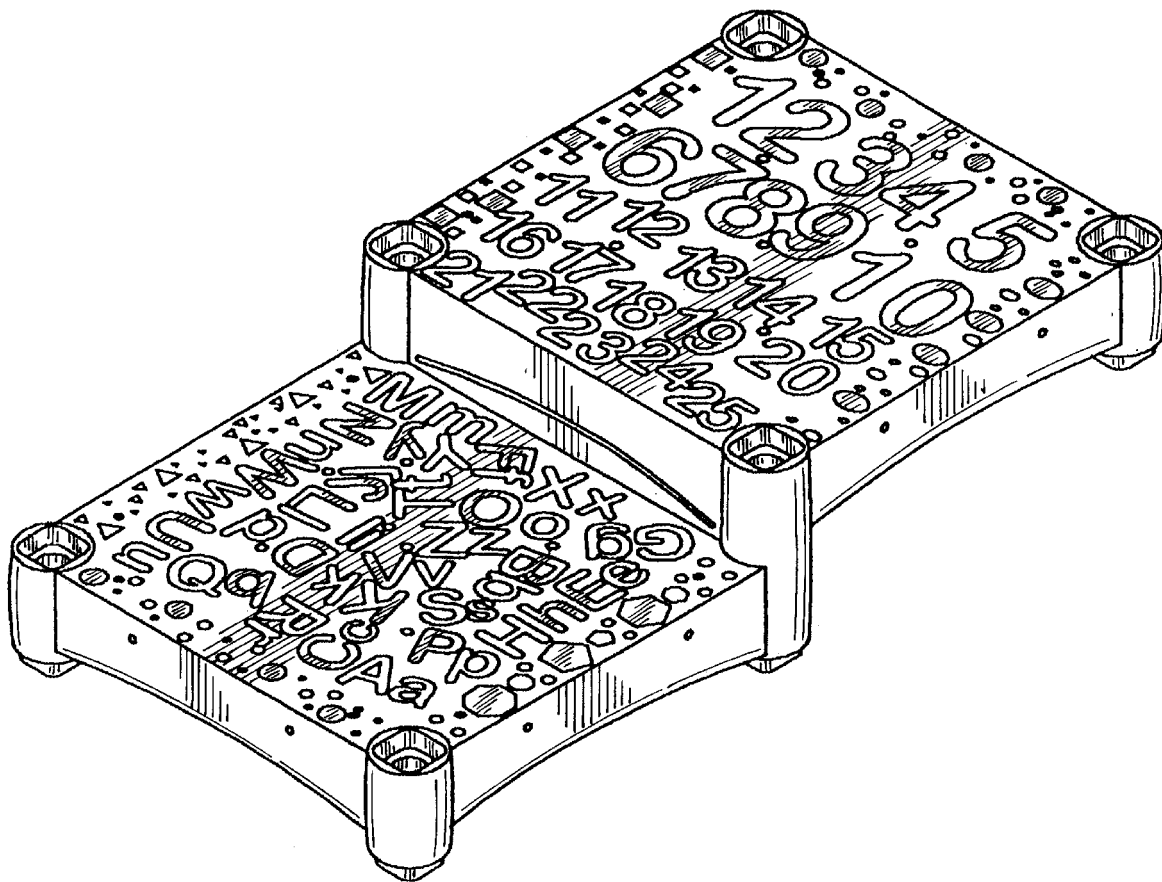
[58] **Field of Search** D21/811, 814,
D21/818, 822-827; 482/35, 36

[56] References Cited

U.S. PATENT DOCUMENTS

D. 259,804 7/1981 Dieter et al. D21/826

1 Claim, 3 Drawing Sheets



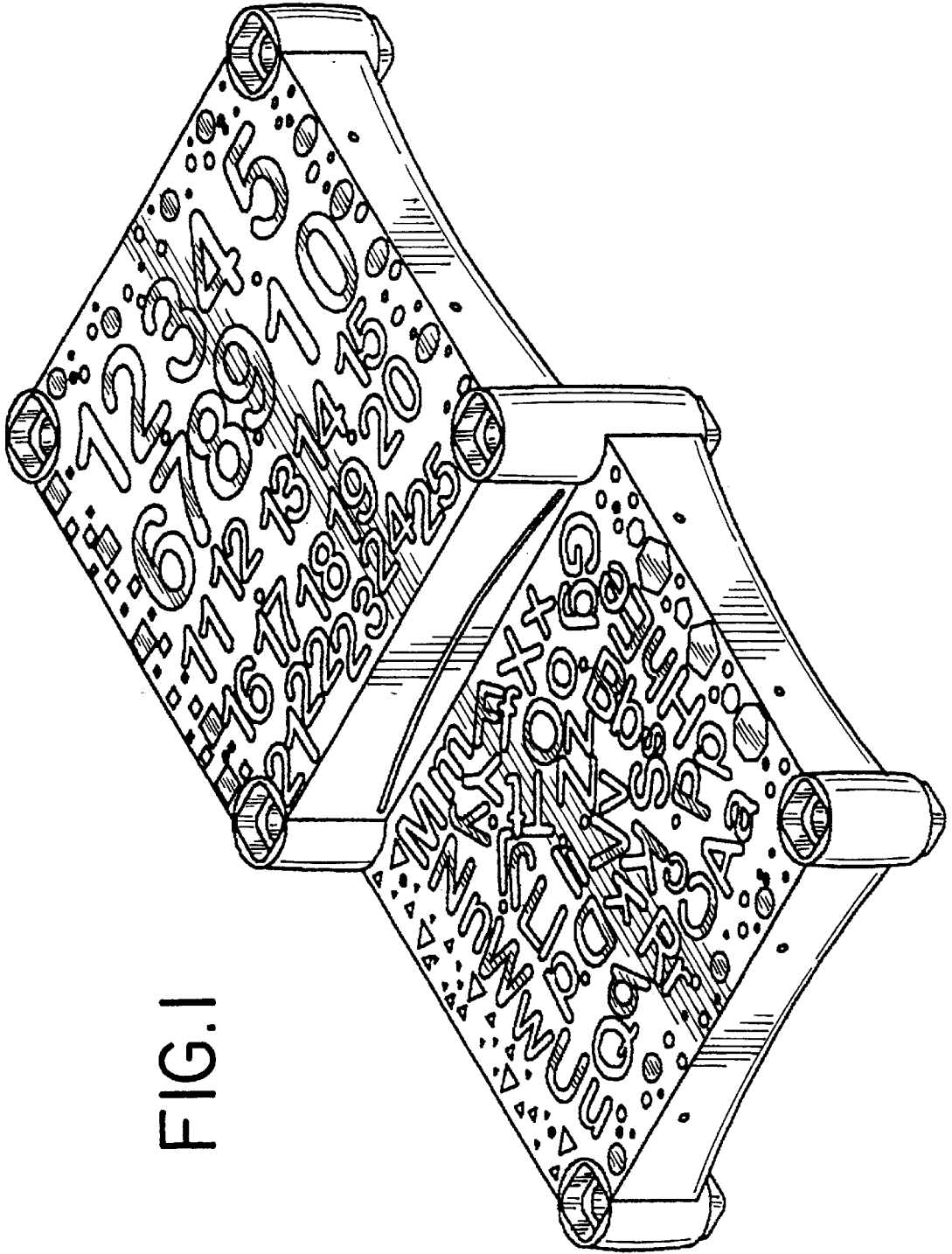


FIG. 1

FIG.2

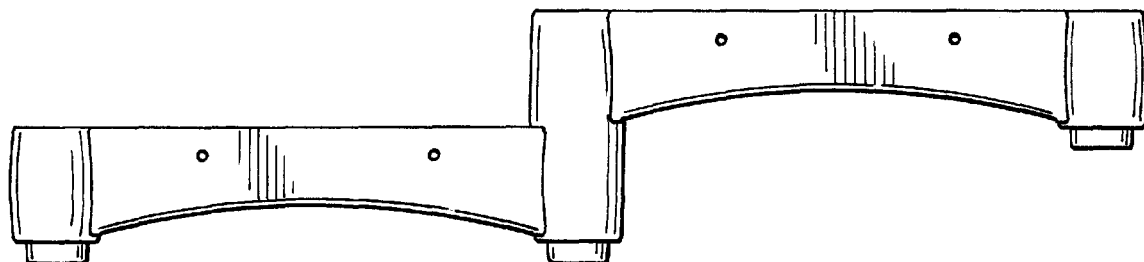


FIG.3

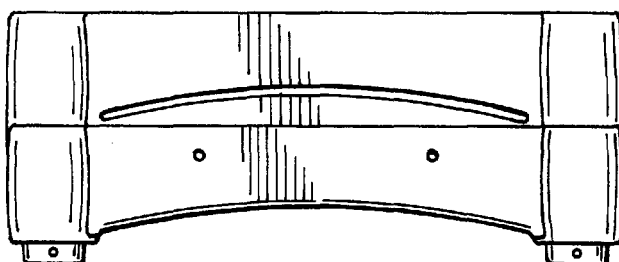
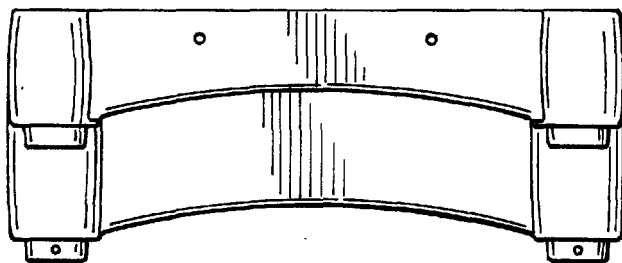


FIG.4






FIG. 6




FIG. 5