



US00D432616S

United States Patent [19]

[11] **Patent Number: Des. 432,616**

Yates et al.

[45] **Date of Patent: ** Oct. 24, 2000**

[54] **PLAYGROUND STRUCTURE PANEL**

[75] Inventors: **Michael Yates**, Fort Payne; **Brandon McBride**, Langton, both of Ala.

[73] Assignee: **Playcore, Inc.**, Janesville, Wis.

[**] Term: **14 Years**

[21] Appl. No.: **29/115,496**

[22] Filed: **Dec. 15, 1999**

[51] **LOC (7) Cl.** **21-03**

[52] **U.S. Cl.** **D21/814**

[58] **Field of Search** D21/811, 814, D21/818, 821, 823, 826, 87; 472/35, 36

[56] **References Cited**

U.S. PATENT DOCUMENTS

D. 353,867	12/1994	Houry et al.	D21/814
D. 354,108	1/1995	Houry et al.	D21/814
D. 358,441	5/1995	Houry et al.	D21/814
D. 420,086	2/2000	Ratliff et al.	D21/814

Primary Examiner—Mitchell Siegel

Attorney, Agent, or Firm—Welsh & Katz, Ltd.

[57] **CLAIM**

The ornamental design for a playground structure panel, as shown and described.

DESCRIPTION

FIG. 1 is a perspective view of the playground structure panel.

FIG. 2 is a front view of the playground structure panel of FIG. 1.

FIG. 3 is a rear view of the playground structure panel of FIG. 1.

FIG. 4 is a right side view of the playground structure panel of FIG. 1, the opposite side being a mirror image thereof.

FIG. 5 is a top view of the playground structure panel of FIG. 1.

FIG. 6 is a bottom view of the playground structure panel of FIG. 1.

FIG. 7 is a perspective view of a second embodiment of the playground structure panel of the subject invention.

FIG. 8 is a front view of the playground structure panel of FIG. 7.

FIG. 9 is a rear view of the playground structure panel of FIG. 7.

FIG. 10 is a right side view of the playground structure panel of FIG. 7, the opposite side being a mirror image thereof.

FIG. 11 is a top view of the playground structure panel of FIG. 7; and,

FIG. 12 is a bottom view of the playground structure panel of FIG. 7.

The broken line showing is for illustrative purposes only and forms no part of the claimed design.

1 Claim, 4 Drawing Sheets

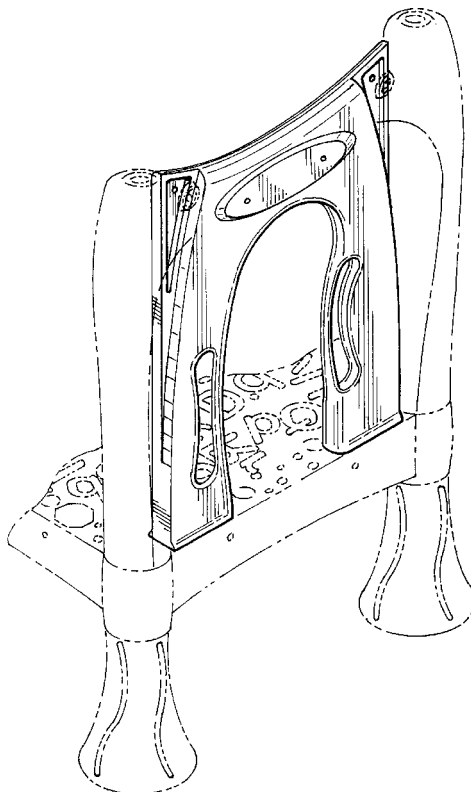


FIG. 1

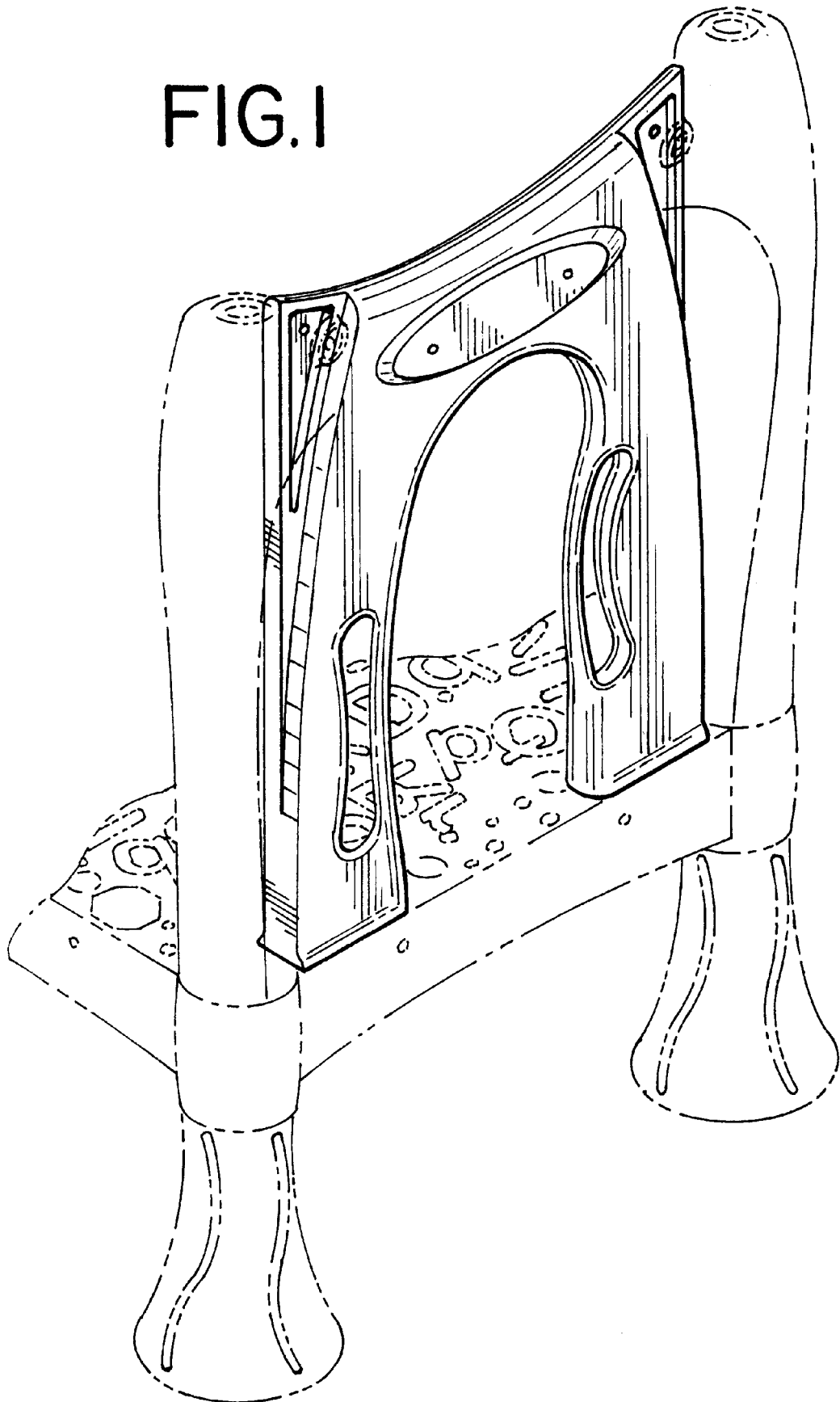


FIG.4

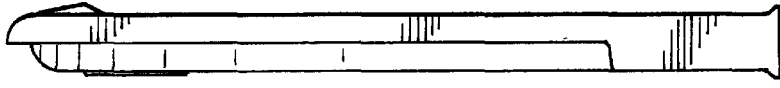


FIG.2

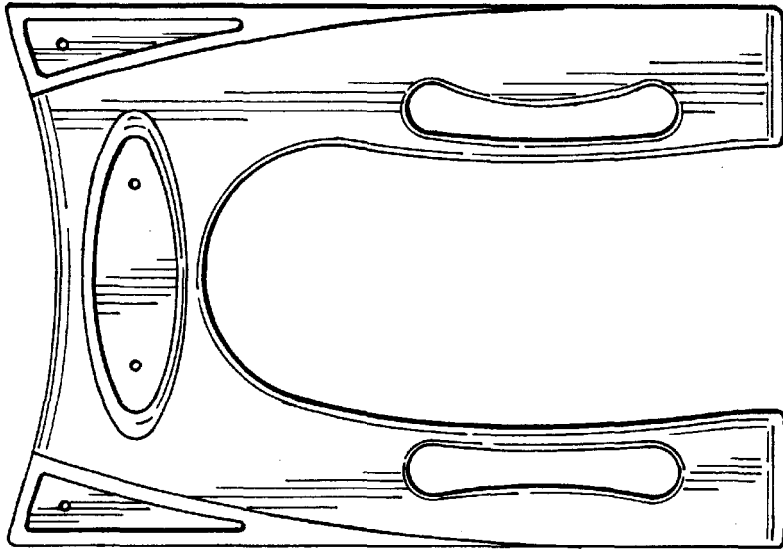


FIG.3

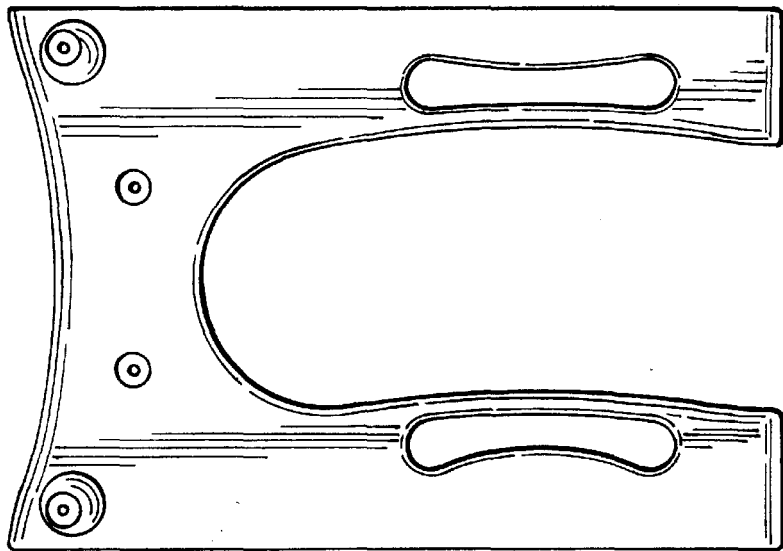


FIG.6



FIG.5



FIG. 7

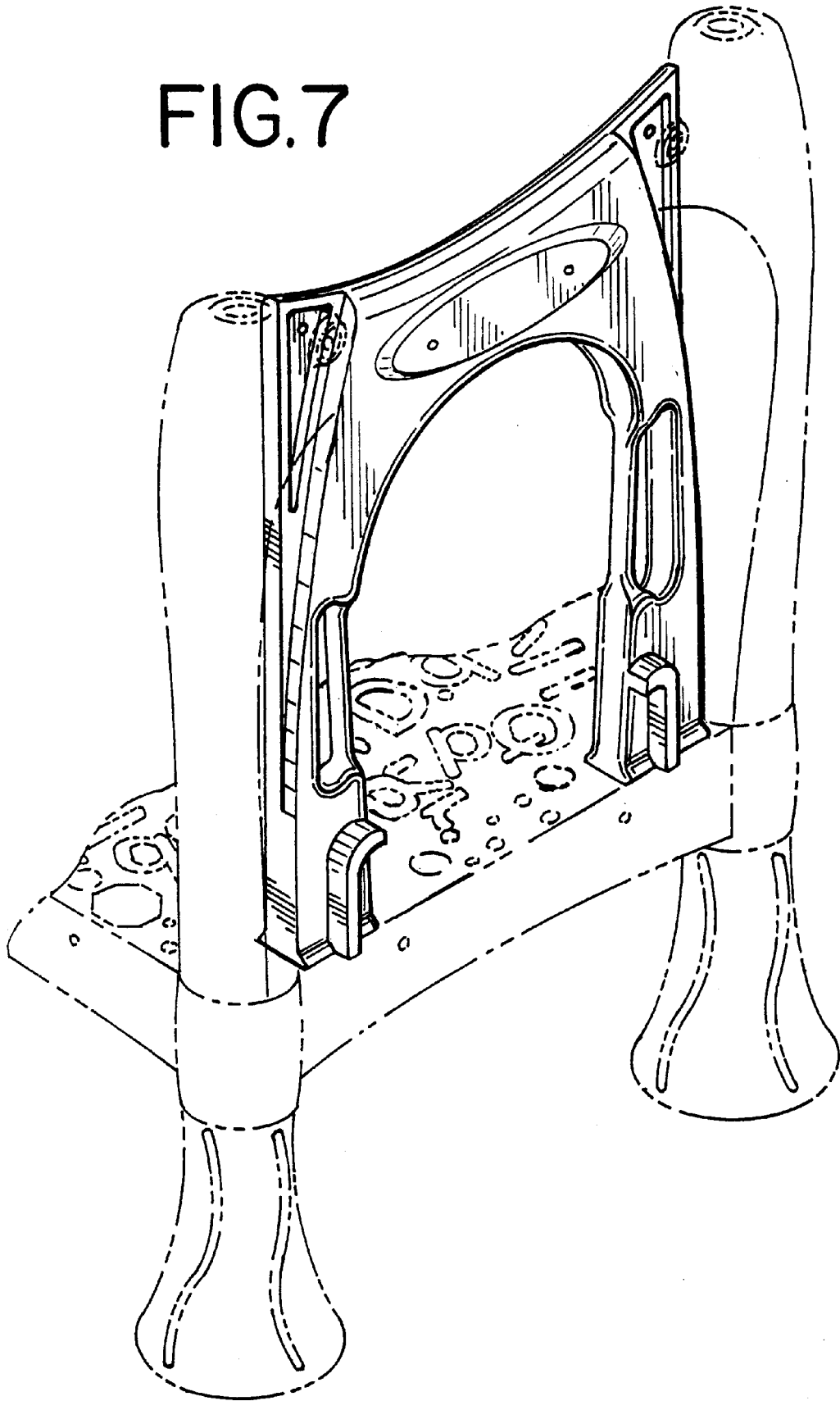


FIG.10

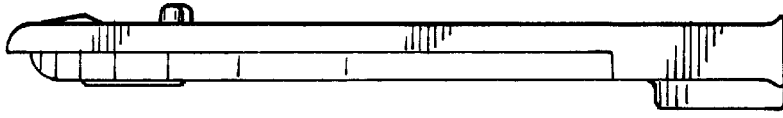


FIG.8

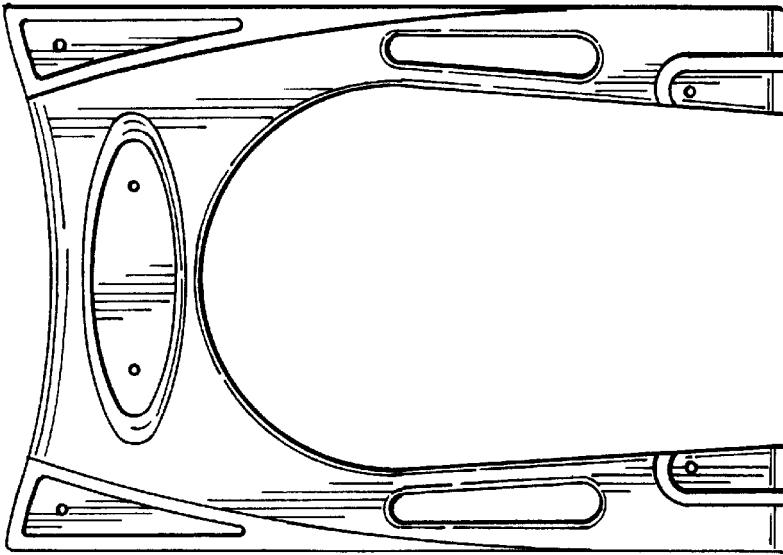


FIG.9

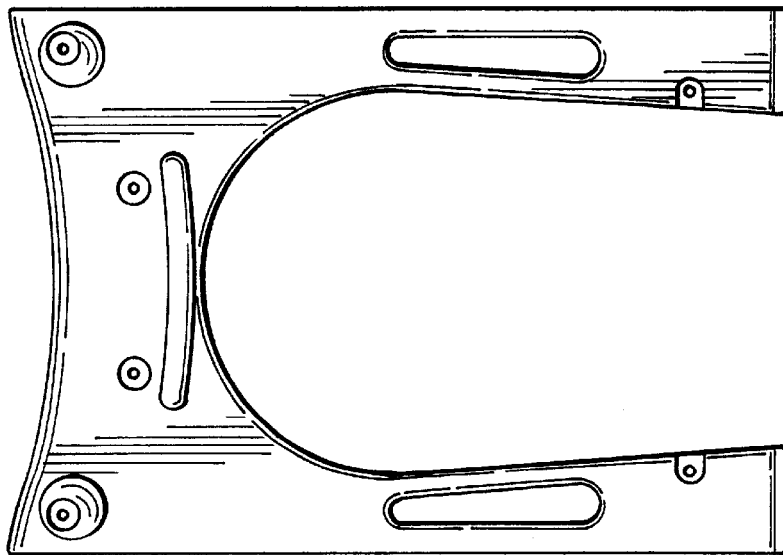


FIG.12



FIG.11

