



US00D455806S

(12) **United States Design Patent**  
**Yates**

(10) **Patent No.:** **US D455,806 S**

(45) **Date of Patent:** **\*\* Apr. 16, 2002**

(54) **COMBINATION BALANCE BEAM AND SEAT**

5,037,088 A \* 8/1991 Strand ..... 482/34  
D394,165 S \* 5/1998 Adamovich ..... D6/358

(75) Inventor: **Michael Yates**, Fort Payne, AL (US)

\* cited by examiner

(73) Assignee: **Playcore, Inc.**, Janesville, WI (US)

*Primary Examiner*—Philip S. Hyder

(\*\*) Term: **14 Years**

(74) *Attorney, Agent, or Firm*—Welsh & Katz, Ltd.

(21) Appl. No.: **29/135,300**

(57) **CLAIM**

(22) Filed: **Jan. 9, 2001**

The ornamental design for a combination balance beam and seat, as shown and described.

(51) **LOC (7) Cl.** ..... **21-02**

**DESCRIPTION**

(52) **U.S. Cl.** ..... **D21/797; D6/358**

FIG. 1 is a perspective view of a combination balance beam and seat showing my new design, wherein the broken line structure is for illustrative purposes only and forms no part of the claimed design;

(58) **Field of Search** ..... D21/662, 797;  
482/23, 34; D6/358; D25/114

FIG. 2 is a top view thereof; the bottom view forming no part of the claimed design;

(56) **References Cited**

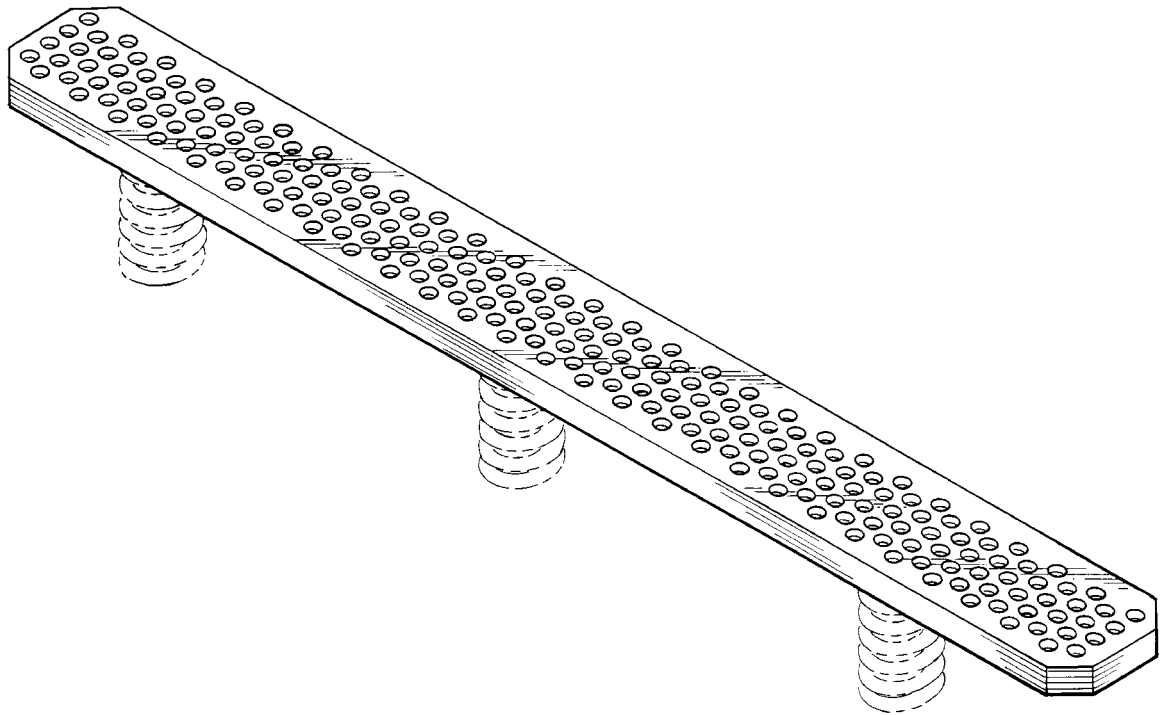
**U.S. PATENT DOCUMENTS**

3,404,884	A	*	10/1968	Sorenson et al.	.....	482/34
3,485,493	A	*	12/1969	Pitkanen	.....	482/34
3,510,129	A	*	5/1970	Reuther	.....	482/34
4,105,201	A	*	8/1978	L'Ecuyer et al.	.....	482/34
4,272,073	A	*	6/1981	Grosser et al.	.....	482/34
D308,689	S	*	6/1990	Dorman	.....	D19/59

FIG. 3 is a front view thereof, the back view being identical thereto; and,

FIG. 4 is a left side view thereof, the right side view being identical, thereto.

**1 Claim, 2 Drawing Sheets**



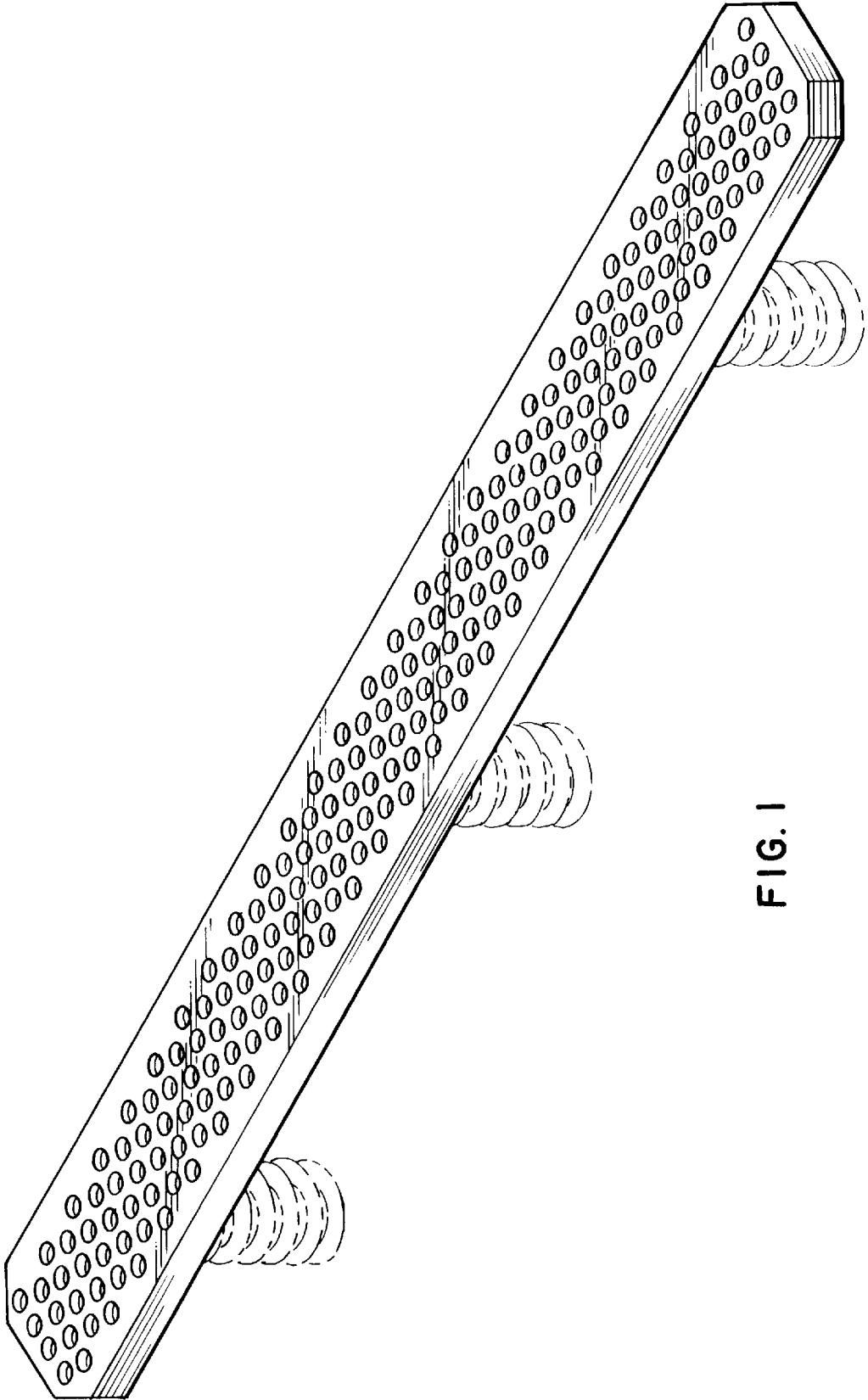


FIG. 1




FIG. 2



FIG. 3



FIG. 4