



US00D548473S

(12) **United States Design Patent**  
**Yates**

(10) **Patent No.:** **US D548,473 S**

(45) **Date of Patent:** **\*\* Aug. 14, 2007**

(54) **PLAYGROUND SEAT**

D428,454 S \* 7/2000 Fischer et al. .... D21/662  
D507,421 S \* 7/2005 Lawson ..... D6/354

(75) Inventor: **Michael Yates**, Fort Payne, AL (US)

\* cited by examiner

(73) Assignee: **Playcore, Inc.**, Chattanooga, TN (US)

*Primary Examiner*—Sandra Snapp

(\*\*) Term: **14 Years**

(74) *Attorney, Agent, or Firm*—Stephen J. Stark; Miller & Martin PLLC

(21) Appl. No.: **29/271,719**

(57) **CLAIM**

(22) Filed: **Jan. 25, 2007**

The ornamental design for a playground seat, is shown and described herein.

(51) **LOC (8) Cl.** ..... **06-01**

(52) **U.S. Cl.** ..... **D6/349**

(58) **Field of Classification Search** ..... D6/349–355,  
D6/363–364, 484, 495, 500–502; 297/195.1,  
297/195.11, 16.1, 118, 16.2, 175, 187, 462,  
297/215.16, 219.11, 423.1, 423.39, 423.41,  
297/423.43, 461; 108/53.3, 115, 150; D21/814,  
D21/823, 828

See application file for complete search history.

**DESCRIPTION**

FIG. 1 is a perspective view of a seat design;

FIG. 2 is a top elevational view thereof;

FIG. 3 is a front elevational view thereof; the backside being a similar image thereof;

FIG. 4 is a bottom image thereof; and,

FIG. 5 is a left side elevational view thereof; the right side being a mirror image thereof.

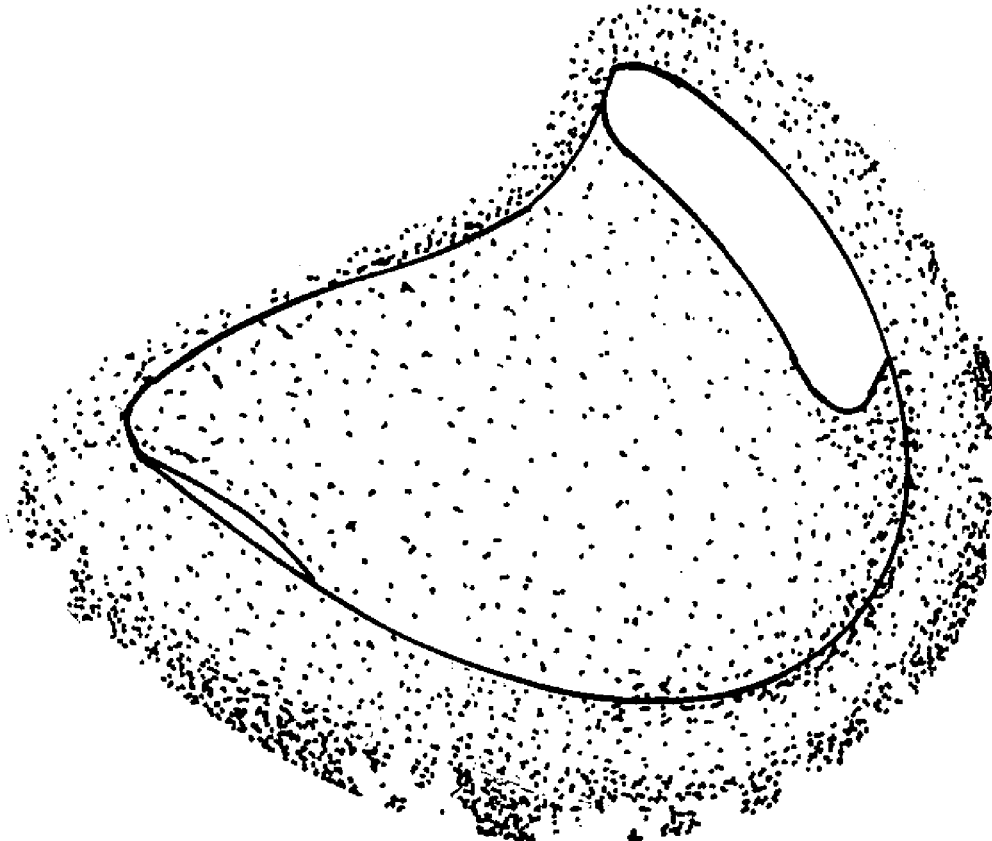
The broken lines are for illustrative purposes only and form no part of the claimed design.

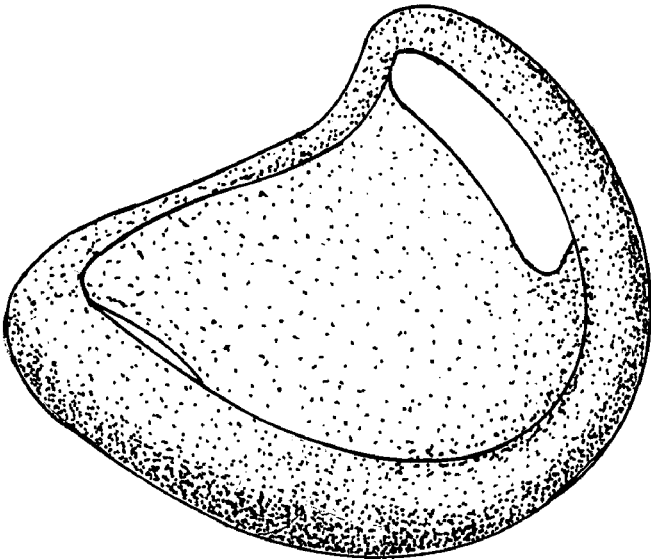
(56) **References Cited**

U.S. PATENT DOCUMENTS

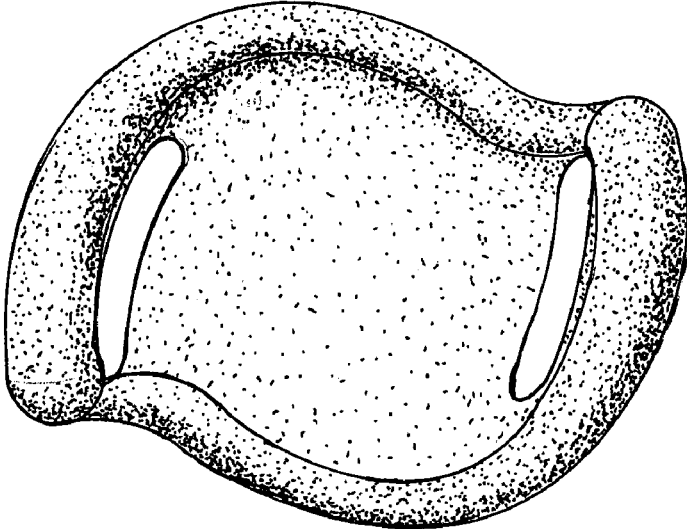
D219,339 S \* 12/1970 Steiner ..... D6/363  
5,766,119 A \* 6/1998 Clark ..... 482/146

**1 Claim, 2 Drawing Sheets**





**FIG. 1**



**FIG. 2**

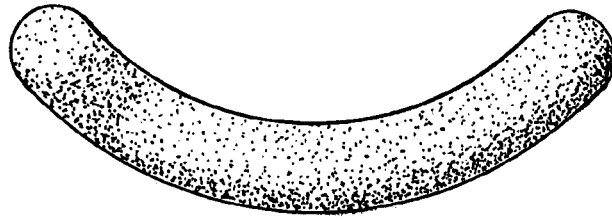


FIG. 3

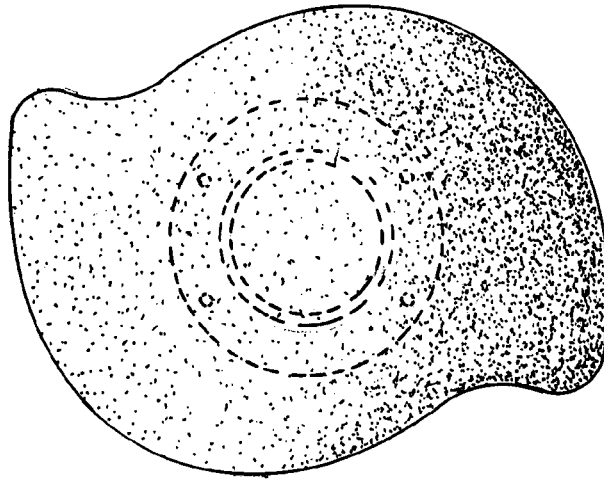


FIG. 4




FIG. 5